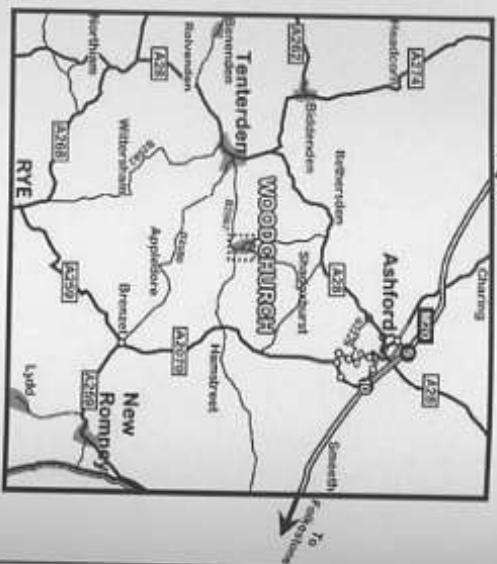
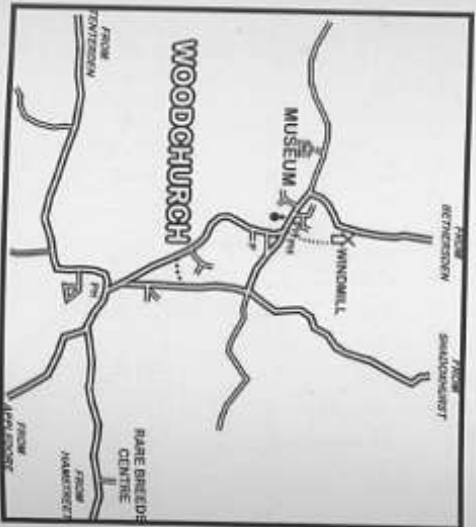


To Find Us




Woodchurch is 8 miles south of Ashford and 4 miles east of Tenterden. Follow the A28 before picking up signs to Woodchurch. Once in Woodchurch, the Museum is approximately 7 minutes stroll from the village centre. Go up past the church and the school and fork left down Susans Hill. Car parking is available both in the village and at the Museum.



Woodchurch Village Life Museum



Come to see and hear
the 1000 year story of
our Weald of Kent Village
between
Ashford and Tenterden



The Museum opened in 2001 and is housed in an 18th century barn moved from East Sussex. The main collection is on the ground floor of the barn. It shows the history of Woodchurch with relics from the Bronze Age to recent times, including audio recordings of memories of villagers.

The upper floor has a study centre and documents including books, maps and records of family history; this upper level is unfortunately not accessible by wheelchairs. The adjacent cart shed houses a collection of farm carts and other agricultural curiosities from the 19th and 20th centuries.

Version 2a

The Museum is open
from Good Friday
to the end of September
between 10 am to 4 pm
(Monday & Wednesday by
appointment only)

It is also open on weekends
in October, November,
February & March
(December & January by
appointment only)

Other Things to See in Woodchurch

a 13th century church
Woodchurch Windmill
The Rare Breeds Centre
Our Village Green

For more information
ring 01233 860240



This is our logo which features
the Woodchurch Halfpenny
minted in 1660

Phone 01233 860240
or visit
www.woodchurchmuseum.com

Woodchurch Village Life Museum,
Susans Hill, Woodchurch, Ashford,
Kent TN26 3RE